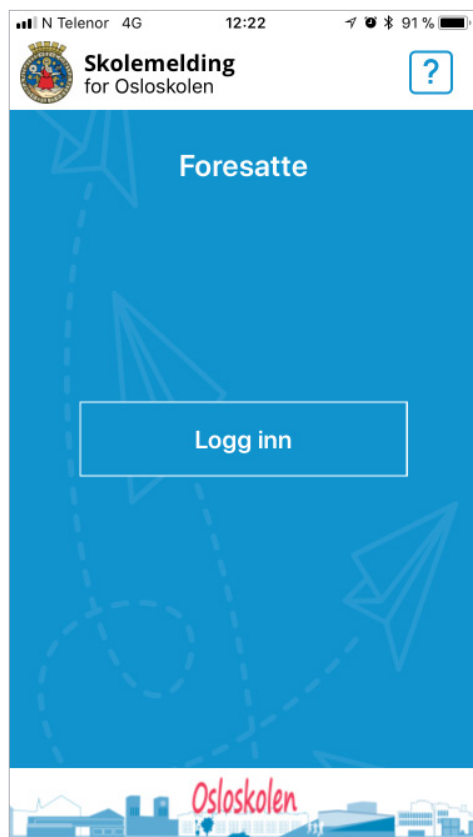


Skolemelding – Osloskolen's app

Osloskolen has launched a messaging app for parents/guardians, students and employees.

As a parent/guardian you can send messages to your children's teachers, and receive messages from the school. You can also deliver child absence notes in the app.

The app is part of the messaging tool in Skoleplattform Oslo.



How to download the app

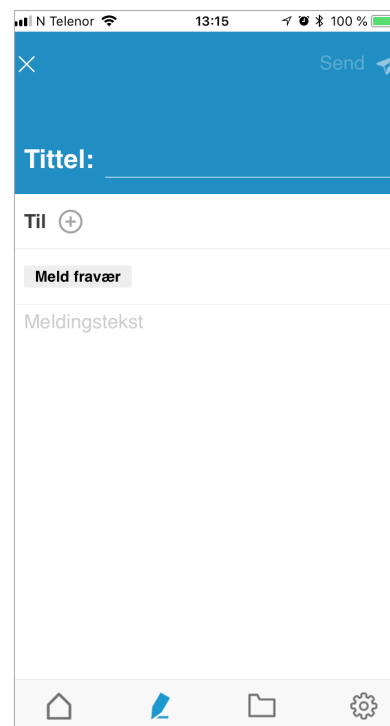
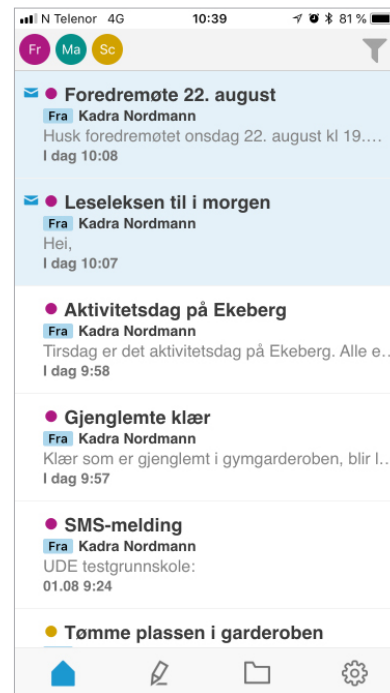
Download the app Skolemelding to your phone or tablet. Search for the app "Skolemelding foresatte" in App Store or Google Play.

How to log in

Use ID-porten the first time you log in. This is the same login as for Skoleplattform Oslo. ID-porten is also used for logging into Norwegian public e-services.

You will be asked to create a four digit PIN.

The next time you log in, use the PIN.



In the app you can:

- get push alerts for new messages
- log in with a four digit PIN
- send messages to your child's teacher or other staff at the school
- get an overview of sent and received messages
- easily filter messages for your children

How to deliver a child absence note

If your child is absent from school, you can

1. Tap "Ny melding" and "Meld fravær". Choose which child to send an absence note for. If the child is affiliated with several schools, choose the applicable school.
2. Select the day of absence (today, tomorrow or date) and if needed choose the time.
3. Tap "Send"

Due to privacy concerns, you cannot write the reason for the absence. The message will be sent to the child's contact teacher. If you have any questions, please contact the school.